

## PROGRAM AUTHORS

### **James A. Banks, Ph.D.**

Kerry and Linda Killinger Professor  
of Diversity Studies and Director, Center  
for Multicultural Education  
University of Washington  
Seattle, Washington

### **Kevin P. Colleary, Ed.D.**

Curriculum and Teaching Department  
Graduate School of Education  
Fordham University  
New York, New York

### **Linda Greenow, Ph.D.**

Associate Professor and Chair  
Department of Geography  
State University of New York at New Paltz  
New Paltz, New York

### **Walter C. Parker, Ph.D.**

Professor of Social Studies Education,  
Adjunct Professor of Political Science  
University of Washington  
Seattle, Washington

### **Emily M. Schell, Ed.D.**

Visiting Professor, Teacher Education  
San Diego State University  
San Diego, California

### **Dinah Zike**

Educational Consultant  
Dinah-Mite Activities, Inc.  
San Antonio, Texas

## CONTRIBUTORS

### **Raymond C. Jones, Ph.D.**

Director of Secondary Social Studies  
Education  
Wake Forest University  
Winston-Salem, North Carolina

### **Irma M. Olmedo**

Associate Professor  
University of Illinois-Chicago  
College of Education  
Chicago, Illinois

## HISTORIANS/SCHOLARS

### **Larry Dale, Ph.D.**

Director, Center for Economic Education  
Arkansas State University  
Jonesboro, Arkansas

## GRADE LEVEL REVIEWERS

### **Robin Bastolla**

First Grade Teacher  
Warnsdorfer School  
East Brunswick, New Jersey

### **Kathleen Rose**

First Grade Teacher  
Bellerive Elementary School  
St. Louis, Missouri

### **Amy Zewicki**

First Grade Teacher  
Jefferson Elementary School  
Appleton, Wisconsin

## EDITORIAL ADVISORY BOARD

### **Bradley R. Bakle**

Assistant Superintendent  
East Allen County Schools  
New Haven, Indiana

### **Marilyn Barr**

Assistant Superintendent for Instruction  
Clyde-Savannah Central School  
Clyde, New York

### **Lisa Bogle**

Elementary Coordinator, K-5  
Rutherford County Schools  
Murfreesboro, Tennessee

### **Janice Buselt**

Campus Support, Primary and ESOL  
Wichita Public Schools  
Wichita, Kansas

### **Kathy Cassioppi**

Social Studies Coordinator  
Rockford Public Schools, District 205  
Rockford, Illinois

### **Denise Johnson, Ph.D.**

Social Studies Supervisor  
Knox County Schools  
Knoxville, Tennessee

### **Steven Klein, Ph.D.**

Social Studies Coordinator  
Illinois School District U-46  
Elgin, Illinois

### **Sondra Markman**

Curriculum Director  
Warren Township Board of Education  
Warren Township, New Jersey

### **Cathy Nelson**

Social Studies Coordinator  
Columbus Public Schools  
Columbus, Ohio

### **Holly Pies**

Social Studies Coordinator  
Virgo County Schools  
Terre Haute, Indiana

### **Avon Ruffin**

Social Studies County Supervisor  
Winston-Salem/Forsyth Schools  
Lewisville, North Carolina

### **Chuck Schierloh**

Social Studies Curriculum Team Leader  
Lima City Schools  
Lima, Ohio

### **Bob Shamy**

Social Studies Supervisor  
East Brunswick Public Schools  
East Brunswick, New Jersey

### **Judy Trujillo**

Social Studies Coordinator  
Columbia Missouri School District  
Columbia, Missouri

### **Gayle Voyles**

Director of the Center for Economic  
Education  
Kansas City School District  
Kansas City, Missouri

### **Todd Wigginton**

Coordinator of Social Studies K-12  
Metropolitan Nashville Public Schools  
Nashville, Tennessee



Students with print disabilities may be eligible to obtain an accessible, audio version of the pupil edition of this textbook. Please call Recording for the Blind & Dyslexic at 1-800-221-4792 for complete information.

The McGraw-Hill Companies



Macmillan  
McGraw-Hill

Copyright © 2009 by The McGraw-Hill Companies, Inc. All rights reserved. Except as permitted under the United States Copyright Act, no part of this publication may be reproduced or distributed in any form or by any means, or stored in a database or retrieval system, without prior permission of the publisher. Send all inquires to: Macmillan/McGraw-Hill, 8787 Orion Place, Columbus, OH 43240-4027

MHID 0-02-152398-3 ISBN 978-0-02-152398-6 Printed in the United States of America

1 2 3 4 5 6 7 8 9 10 058/043 13 12 11 10 09

# All Together

## Table of Contents

### Unit 4 All About Work



#### Why do people work?

1

#### People, Places, and Events

2

#### Lesson 1 All About Money

4

**Place** United States Mint

5

#### **Citizenship** Democracy in Action

Being Honest

8

#### Lesson 2 Needs and Wants

10

**Chart and Graph Skills** Flow Chart

12

#### Lesson 3 Work and Jobs

14

**Event** Putting Out Fires

17

**Map and Globe Skills** Use a Map Key

20

#### Lesson 4 All About Goods

22

**Around the World** Argentina

25

**People** Johnny Appleseed

26

#### Review and Assess

28

#### Readers Theater Workers Everywhere

31

#### Picture Glossary


R1

#### Index

R4

#### Credits/Acknowledgments

R5



## Skills and Features

### Map and Globe Skills

Use a Map Key 20

---

### People, Places, and Events

**Place** United States Mint 5

**Event** Putting Out Fires 17

**People** Johnny Appleseed 26

---

**Around the World** Argentina 25

---

### Citizenship Democracy in Action

Being Honest 8

---

### Readers Theater

Workers Everywhere 31

---

## Maps

Grocery Store 20

Grocery Store 29

---



## Unit 4

The  
**Big  
Idea**

Why do people  
work?

**LOG  
ON**

Find out more about work  
at [www.macmillanmh.com](http://www.macmillanmh.com)

# All About Work

# People, Places, and Events



**School Workers**

School workers help children learn in school.



For more about People, Places, and Events, visit  
[www.macmillanmh.com](http://www.macmillanmh.com)



**School**

School workers  
work in a school.



**Serving Lunch**

These school workers **serve**  
**lunch** to the children.

## Lesson 1

Vocabulary  
money

save

Reading Skill  
Sequence

First

Next

Last

# All About Money

# What Is Money?

---

**Money** is something you use to buy things. Money can be paper bills or coins. Look at the paper bills. Can you name them?

Look at the coins. Do you see a quarter, a dime, a nickel and a penny?




**What are some kinds of money?**

## Places

### United States Mint

A mint is a place where coins are made. This mint is located in Philadelphia, Pennsylvania.







## Saving Money

---


Sometimes we don't have enough money. There is something we can do about it! We can **save** money. To save means to put something away to use later. David wants to buy a bike. He saves his money in a piggy bank.

Every month David takes his money to a big bank on Main Street. Soon, David will be able to buy a new bike.




What does save mean?

## Check Understanding



- Vocabulary** What is **money**?
- Sequence** How does David save money?

First
↓
Next
↓
Last
-  How does money help people?


# Citizenship

## Democracy in Action

---

### Being Honest

Being honest means to care about the truth. If you are honest, you can be a good friend. Read what happened when Jane told Jamal she found a dollar.



Look! I found a dollar!

Jamal helped Jane to be honest.  
What would you do?

Emma lost a dollar  
today. You should  
ask if it is hers.



## Lesson 2

### Vocabulary

needs

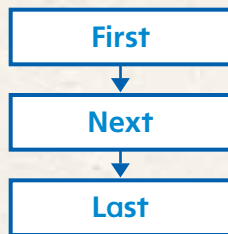
shelter

wants

flow chart

### Reading Skill

Sequence



# Needs and Wants



# Things We Need

---

Things we must have to live are called **needs**. People have many needs. They need food to eat, water to drink, and clothes to wear. Love and care are needs, too.

People also need **shelter**. A shelter is a place where someone lives. Your home is a shelter.



**What are things people need?**





## Things We Want

---

Things we don't need, but would like to have, are called **wants**. We cannot have everything we want. We have to make choices.

Ana and Berta are sisters. They want to buy a doll. Ana has \$5. Berta has \$4.


A **flow chart** shows the order in which things happen. The flow chart above shows how Ana and Berta made a choice.



Why did Ana and Berta buy the doll that cost \$9?

## Check Understanding



- Vocabulary** What is a **shelter**?
- Sequence** How did Ana and Berta make a choice?
-  How are needs and wants different?

First
↓
Next
↓
Last



## Lesson 3

### Vocabulary

work

service

volunteer

### Reading Skill

#### Sequence

First




Next



Last

# Work and Jobs



# Why People Work

---

**Work** is a job that a person does. People care about their work. They get money for the work they do. People use money to buy the things they need and want.

There are many kinds of work. Some people drive trucks. Some care for others. Some work in offices. Some people have jobs working in a zoo!



**Why do most people work?**



# Service Jobs

---

A **service** is work done to help others. School workers, such as teachers and crossing guards, are service workers. They are paid for the services they do.



Some service workers make our world a better place to live. Firefighters and police officers risk their lives to keep us safe. They help people in trouble.



**How do workers help in a community?**

## Event

### Putting Out Fires

These firefighters are putting out a dangerous fire. They are helping us stay safe.



# Volunteers

---

Some people work for free. People who work for free are called **volunteers**. They like to help others.

Mrs. Kent is a volunteer. She cares about dogs. Every day she walks dogs for an animal shelter.



Some volunteers work to help children to read and write. Marla helps Mia read every Tuesday afternoon.



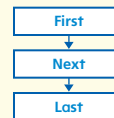
## What do volunteers do?




### Check Understanding

1. **Vocabulary** What is **work**?

2. **Sequence** Plan a volunteer class clean up. What should happen first? Next? Last?



3.  Why is service work important?

# Map and Globe Skills

## Use a Map Key

### Vocabulary



**symbol**

**map key**

A **symbol** is something that stands for something else.

The  is a symbol for an apple.

**Grocery Store**



Map Key



milk




apple




cereal

The small box on the map is called a **map key**. A map key tells you what the symbols on the map mean.



Look at the map of the grocery store on page 20. Find the symbol and the word for apple in the map key. Next, find the apples on the map.

## Try the Skill

1. What does the **symbol**  mean?
2. How many boxes of cereal are on the map?



**Writing Activity** Draw a map of a store near you. Make a map key for your map.



## Lesson 4

### Vocabulary

goods

factory

trade

### Reading Skill

#### Sequence

First



Next



Last

# All About Goods

A man in a factory setting, wearing a cap and safety glasses, working with yellow goods. The background shows a large industrial structure with many small lights.

# Making Goods

---

**Goods** are things people grow or make to sell. Farmers grow goods like beans, corn, and strawberries to sell.

Some goods are made in a building called a **factory**. Factory workers run machines to make the goods.

This factory worker is checking the tennis balls. He wants to make sure they are ready for people to buy!



**What are goods?**



# Trading Goods

---

**Trade** means to give something and get something in return. These children are trading toy cars.

Countries trade, too. But, when countries trade, they buy and sell goods. The United States buys airplanes from France. France buys computers from us.





What does the United States trade with France?

## Around the World



The United States trades with Argentina. Argentina sells grapes to us. We sell televisions to Argentina.





## Making Work Easier


---

Long ago, people had to work very hard to grow goods. They dug up the ground and planted seeds by hand.

### People

#### Johnny Appleseed

Johnny Appleseed planted apple trees by hand in the states of Indiana, Illinois, and Ohio. He said, "Nothing gives more yet asks for less than . . . an apple tree."



Today, people use tractors to dig the ground. They use machines to plant the seeds. Machines make our work better and easier.



**How do new machines help us?**


## Check Understanding



1. **Vocabulary** What is a **factory**?

2. **Sequence** How did planting seeds change from long ago to today?

First
↓
Next
↓
Last

3.  Why do we trade?



## Unit 4

# Review and Assess

## Vocabulary

---

Number a paper from 1 to 3. Next to each number write the word that matches the meaning.

**trade**

**wants**

**service**

1. things we don't need, but would like to have
2. give something and get something in return
3. work done to help others

## Critical Thinking

---

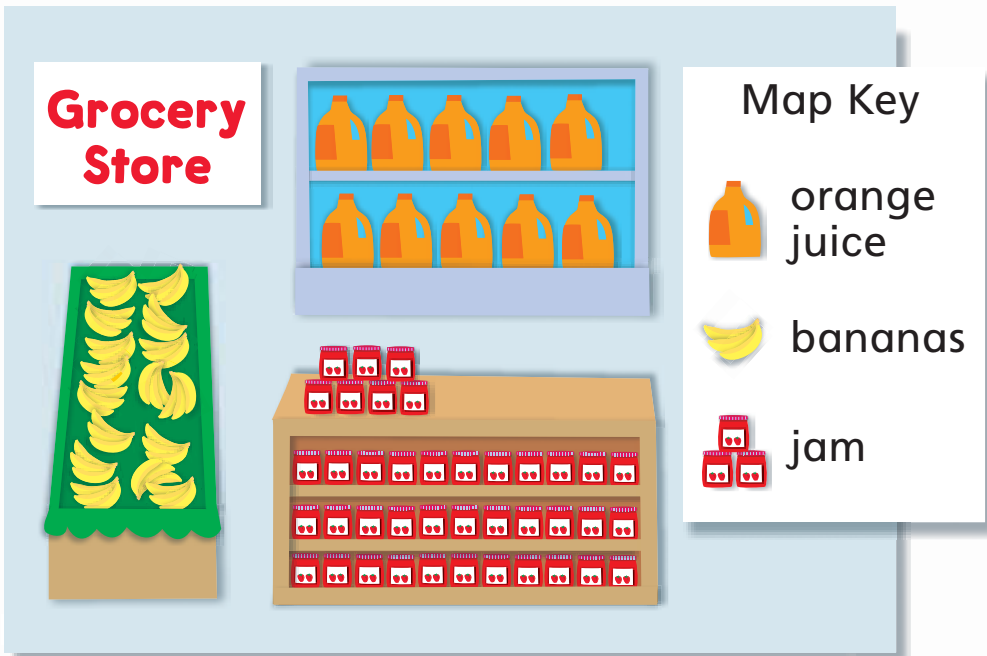
4. How do we get what we need or want?
5. What would you like to do as a volunteer?



# Skill

## Map and Globe Skills

Look at the map of the grocery store. The map key shows what they sell.



6. What can you buy at the store?
- A. rugs, bananas, and jam
  - B. beans, orange juice, and jam
  - C. jam, orange juice, and bananas






# Economics Activity

## Make a Book About Work

- 1 Draw pictures of people working at different jobs.
- 2 Write the names of the jobs under the pictures.
- 3 Make a cover for your book.
- 4 Tell about the work the people in your book do.



## Workers Everywhere!



chef

### Characters



lawyer



doctor



police officer



baseball player



dancer

### Narrator

Workers help and workers care.  
Workers are found everywhere!  
Name the workers that you see.  
Which one would you like to be?



## Police Officer

I keep the city safe for you.  
I make sure laws are followed, too.  
Don't talk to strangers that you see.  
If you are lost, please come to me!  
I answer calls from 911.  
I will not stop until I'm done!





## Chef

I will make the meals for you.  
Do you like soup or barbecue?  
I cut up veggies, chop, and dice.  
I want to make your food look nice.  
I fry and stir and bake and roast.  
I'll spread some jelly on your toast!



## **Baseball player**

I practice hitting balls to you.  
I run the bases. Yes, I do!  
I learn some rules that I must know.  
I exercise from head to toe!  
It's time to play, so let's begin.  
It's teamwork that will help us win!

## Lawyer

I go to court and work each day.  
I meet the judge without delay.  
I help protect your every right.  
I research laws both day and night.  
I find what's wrong and speak out, too!  
I make things fair. That's what I do!



## Dancer

I spin and twirl and do a split.  
I jump and whirl and never sit!  
I put on costumes for the shows.  
I dance around on my tiptoes.  
I practice every dance I do.  
The music keeps me right on cue!



## Doctor

You come to me if you're not well,  
with chicken pox or if you fell!  
I might tell you to take a rest,  
when you are feeling not your best.  
It is my job to care for you,  
and get you well. That's what I do!





# Readers Theater Activity

There are many jobs for you.  
Just think what you would like to do.  
Choose a job and act it out.  
Tell us what it's all about.  
Draw a picture, show it now.  
When you're done, please take a bow!



*I want to be  
a firefighter.*

# Picture Glossary

F

**factory** A factory is a building where goods are made. (page 23)



**flow chart** A flow chart is a chart that shows the order in which things happen. (page 12)



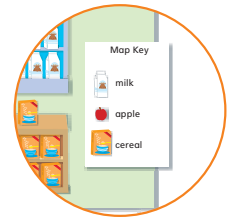
G

**goods** Goods are things that are made or grown for people to buy. (page 23)



M

**map key** A map key tells what the symbols on a map mean. (page 21)



M

**money** Money is something you use to buy things. Money can be paper bills or coins. (page 5)



**N**

**needs** Needs are things we must have to live. (page 11)



**S**

**save** To **save** means to put something away to use later. (page 6)



**service** A **service** is work done to help others. (page 16)



**shelter** A **shelter** is a place where someone lives. (page 11)



**symbol** A **symbol** is something that stands for something else. (page 20)



**T**

**trade** To **trade** is to give something and get something in return. (page 24)



**V**

**volunteer** A **volunteer** is a person who works for free to help others. (page 18)



**W**

**wants** **Wants** are things we do not need but would like to have. (page 12)



**work** **Work** is a job that someone does. (page 15)



# Index

This index lists many things you can find in your book. It tells the page numbers on which they are found. If you see the letter *m* before a page number, you will find a map on that page.

## A

Airplanes, 24  
Apples, Johnny, 26  
Apple trees, 26  
Argentina, 25  
Around the World, 25

## B

Banks, 6  
Being Honest, 8–9

## C

Caring, 11  
Choices, 12  
Citizenship  
    Democracy in Action,  
    8–9  
Clothes, 11  
Coins, 5  
Computers, 24  
Countries, 24–25  
Crossing guards, 16

## D

Democracy in Action,  
8–9  
Dimes, 5  
Dog walking, 18

## E

Economics, 30

## F

Factories, 23  
Farmers, 23, 26–27  
Firefighters, 17  
Flow charts, 12–13  
Food  
    and machines, 27  
    need for, 11  
    as traded good, 23, 25  
France, 24

## G

Goods, 22–27  
    growing goods, 26–27  
    and machines, 27  
    trading, 24–25  
Grapes, 25

## H

Home, 11  
Honesty, 8–9

## I

Illinois, 26  
Indiana, 26

## J

Jobs, 14–19. *See also*  
Work

## L

Love, 11

## M

Machines, 27  
Map Keys, 20–21, *m20*  
Map and Globe Skills,  
*m20–21*  
Money, 4–7  
    kinds of, 5  
    saving, 6–7  
    and work, 15

## N

Needs and Wants, 10–13  
    things we need, 11  
    things we want, 12–13  
    and work, 15  
Nickels, 5

## O

Office workers, 15  
Ohio, 26

## P

Paper bills, 5  
Pennies, 5  
Philadelphia,  
    Pennsylvania, 5  
Planes, 24  
Police officers, 17

## Q

Quarters, 5

## R

Readers Theater, 31–38

## S

Schools, 2–3  
Saving money, 6–7  
School workers, 2–3, 16  
Service jobs, 16–17  
Shelter, 11  
Symbols, 20–21

## T

Teachers, 16  
Tractors, 27  
Trade, 24–25  
Truck drivers, 15  
Truth, 8–9

## U

United States, 24–25  
United States Mint, 5

## V

Volunteers, 18–19

## W

Wants, 12–13. *See also*  
    Needs and Wants  
Water, 11  
Work, 14–19  
    kinds of, 2–3, 15–19  
    and machines, 27  
    making a book about,  
    30  
Writing, 19

## Z

Zoo workers, 15

# Credits

## Maps: XNR

**Illustrations:** 7-8: Steve Haskamp. 11: Karen Stormer Brooks. 12-13: Karen Stormer Brooks. 20: Shirley Beckes. 24: Page O'Rourke. 26: Paige Billin Frye.

**Photography Credits:** All Photographs are by Macmillan/McGraw-hill (MMH) except as noted below.

1: Digital Vision/PunchStock. 2: Robert Llewellyn/ImageState/Alamy Images; (bc) Jill Braaten for MMH; (bl) Dynamic Graphics/PunchStock; (br) Comstock/Jupiterimages; (cr) Photodisc/PunchStock. 3: (b) Martin Beddall/Alamy Images; (t) Will & Deni McIntyre/CORBIS. 4: Ken Karp for MMH. 5: Visions of America, LLC/ Joseph Sohm/Alamy Images. 7: (b) Ken Karp for MMH. 8: (fg) Ken Karp for MMH. 8-9: (bkgd) Sascha/Getty Images. 9: (fg) Ken Karp for MMH. 10: Roger Tully/Getty Images. 11: (br) Cydney Conger/CORBIS. 13: (b) Cydney Conger/CORBIS. 14: Kelly-Mooney Photography/CORBIS. 15: Walter Hodges/Getty Images. 16: (b) Blend Images/Alamy Images; (t) Larry Williams/CORBIS. 17: (b) Peter Skinner/Photo Researchers, Inc.; (t) Benn Mitchell/Getty Images. 18: (b) Robert Frerck/Odyssey Productions, Chicago. 19: (b) Blend Images/Alamy Images; (t) Gabe Palmer/CORBIS. 22: (LesOp) Lonnie Duka/Index Stock

Imagery. 23: (bl) Richard Passmore/Getty Images; (br) Lew Robertson/CORBIS/PunchStock. 25: (b) Andy Christodolo/Cephas Picture Library/Alamy Images; (cr) Tetra Images/Alamy Images; (t) Visual General Institute/Orion Press/Jupiterimages. 26: (b) The Granger Collection, New York. 27: (b) Richard Passmore/Getty Images; (t) Ralf-Finn Hestoft/Index Stock Imagery. 28: (b) Gabe Palmer/CORBIS. 30: (t) Nic Hamilton/Alamy Images. 31: (bl) LWA-Dann Tardif/CORBIS; (br) LWA-Dann Tardif/CORBIS; (cl) LWA-Dann Tardif/CORBIS; (cr) LWA-Dann Tardif/CORBIS; (tl) LWA-Dann Tardif/CORBIS; (tr) LWA-Dann Tardif/CORBIS. 32: (b) Photos.com/Jupiterimages; (t) LWA-Dann Tardif/CORBIS. 33: (inset) LWA-Dann Tardif/CORBIS; (l) George Doyle & Ciaran Griffin/Getty Images; (r) Roy Lawe/Alamy Images. 34: (b) LWA-Dann Tardif/CORBIS; (c) Getty Images. 35: (b) SuperStock; (t) LWA-Dann Tardif/CORBIS. 36: (b) image100/CORBIS; (t) LWA-Dann Tardif/CORBIS. 37: (b) LWA/Getty Images; (t) LWA-Dann Tardif/CORBIS. 38: (b) LWA-Dann Tardif/CORBIS. R1: (bc) Richard Passmore/Getty Images; (t) Lonnie Duka/Index Stock Imagery. R2: (b) Blend Images/Alamy Images; (t) Ken Karp for MMH; (tc) Roger Tully/Getty Images. R3: (b) Gabe Palmer/CORBIS; (t) Cydney Conger/CORBIS. R4: (c) Walter Hodges/Getty Images.